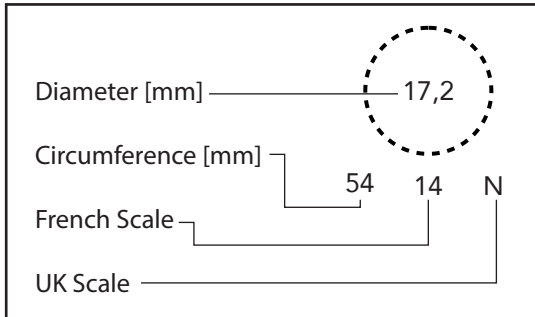





























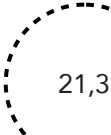


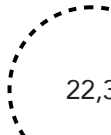



Determine your ring size using the ring size chart by placing one of your rings on it. If the dashed line is completely visible inside the ring you placed, you have found your ring size.



Please make sure that the page has not been scaled when printing. The black bar must be exactly 10 cm long.



Ring Size Chart

 12,7 40 0 B ^{1/2}	 13,1 41 1 C	 13,4 42 2 D	 13,7 43 3 E	 14 44 4 F	 14,3 45 5 F ^{1/2}	 14,6 46 6 G
 15 47 7 H	 15,3 48 8 I	 15,6 49 9 J	 15,9 50 10 K	 16,2 51 11 K ^{1/2}	 16,5 52 12 L ^{1/2}	 16,9 53 13 M
 17,2 54 14 N	 17,5 55 15 O	 17,8 56 16 O ^{1/2}	 18,1 57 17 P	 18,5 58 18 Q	 18,7 59 19 R	 19,1 60 20 R ^{1/2}
 19,4 61 21 S	 19,7 62 22 T	 20,1 63 23 U	 20,4 64 24 V	 20,7 65 25 V ^{1/2}	 21 66 26 W	 21,3 67 27 X
 21,6 68 28 Y	 22 69 29 Z	 22,3 70 30 Z ^{1/2}	 22,6 71 31 Z1	 22,9 72 32 Z2	 23,2 73 33 Z3	